

SOA™ LED Light Box (Profile E) Powered by LuxFIT™ LED Edge-Lit Technology



FEATURES

- **Ultra Slim Profile** 7/8"
- **3 Standard Sizes** ready to ship
- **Quick Graphics Change** with snap open frame
- **Great Evenness & Brightness** with LuxFIT™ LGP Technology
- **80% More Energy-Saving** than traditional lighting
- **Custom Sizes & Finishes** available
- **2-Year Manufacturer Warranty**

MODULAR DESIGN CAPABILITY



SOA™ Light Boxes are the only ones on the market engineered to maintain even brightness over different sizes, making modular light box design possible and simple.

With more than a decade of experience serving the LCD industry, our engineering team has built the optical design software with a database composed of more than 20,000 combinations of dimensions and patterns. We can quickly optimize the reflective pattern by altering parameters in the database and, at the same time, reducing development time for custom projects.

APPLICATIONS



Job Name:

Model Numbers:

Job Number:

SPECIFICATIONS

Safety Standard

- UL Listed Electric Sign (E351307)

Dimensions

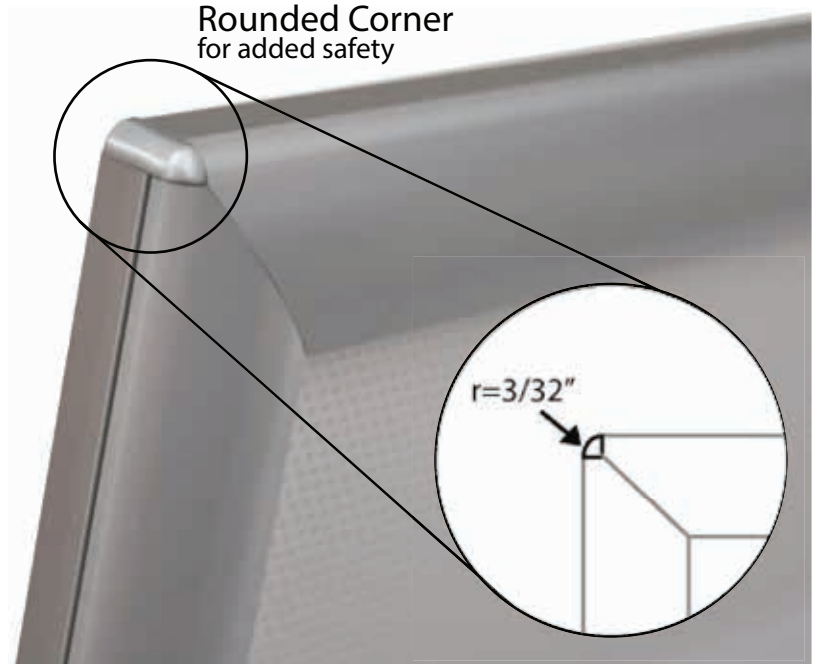
- Depth 7/8" (22mm) Complies with the wallway depth restriction of the ADA Act of 1990
- Frame Size = Graphic Size + 1 9/16" (39.5mm)
- Visual Area = Graphic Size - 1 1/2" (37.5mm)
- Tolerance +/- 1/8" (3mm)
- Frame Width = 1 1/2"

Graphics

- 3 Standard Sizes
- Custom Sizes: Maximum 60" x 120" (1524 x 3048 mm)
- Front Clear Protection Cover Included

Frame

- All 4 Sides Snap Open
- Anodized Aluminum
- Comes in Silver or Black
- Portrait or Landscape Mount
- Individually Packed



Lighting and Power

- LuxFIT LED Edge-Lit Light Panel enclosed
- 6500K LEDs on the 2 Longer Sides (for D1620 & D1824, LEDs are on the shorter sides)
- 120VDC/60Hz
- Electrical Cord: Black 10'5" (3175mm), 2-Prong Plug

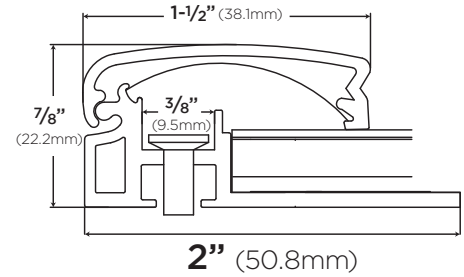
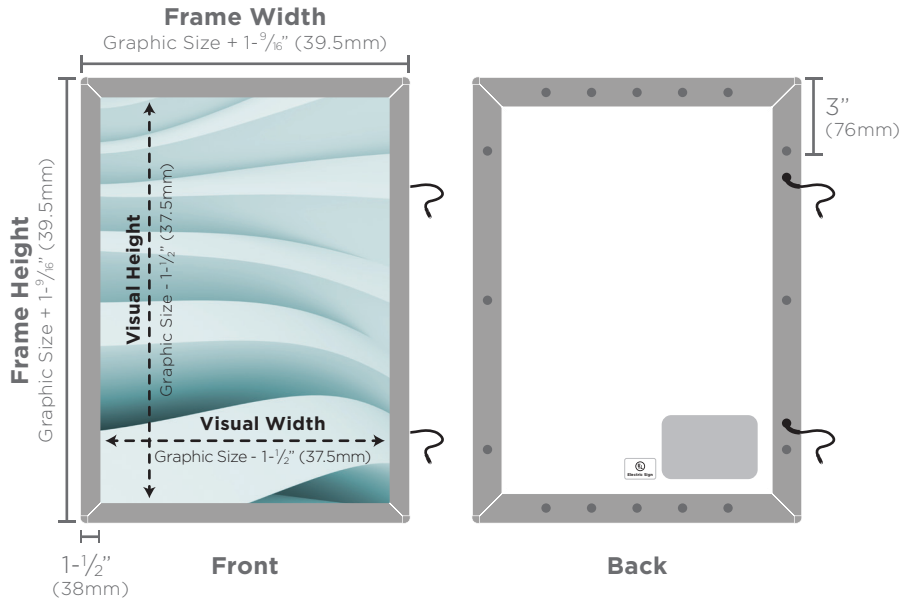
Options

- Eyelets for Ceiling Mount
- Custom Sizes
- Dimmer
- Custom Finish Color

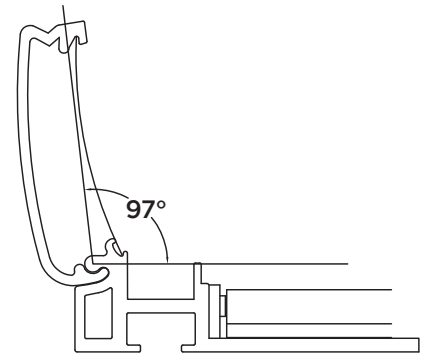

Job Name:

Model Numbers:

Job Number:



Frame Sectional View



Open Snap Frame

SOA™ LED Light Box (Specifications by Size)

Item #	Graphic Size	Visual Area	Frame Size L x W x D	Power (Watt)	Adapter
E3648	36" x 48" (914mm x 1219mm)	34 1/2" x 46 1/2" (875.5mm x 1180.5mm)	37 9/16" x 49 9/16" x 7/8" (954.5mm x 1258.5mm x 22mm)	78	24VDC/4A (1 pc)
E4872	48" x 72" (1219mm x 1829mm)	46 1/2" x 70 1/2" (1180.5mm x 1790.5mm)	49 9/16" x 73 9/16" x 7/8" (1258.5mm x 1868.5mm x 22mm)	117	24VDC/4A (2 pcs)
E4896	48" x 96" (1219mm x 2438mm)	46 1/2" x 94 1/2" (1180.5mm x 2399.5mm)	49 9/16" x 97 9/16" x 7/8" (1258.5mm x 2478.5mm x 22mm)	156	24VDC/4A (2 pcs)

Contact us for price quotations, custom sizes, and custom options.

Job Name:

Model Numbers:

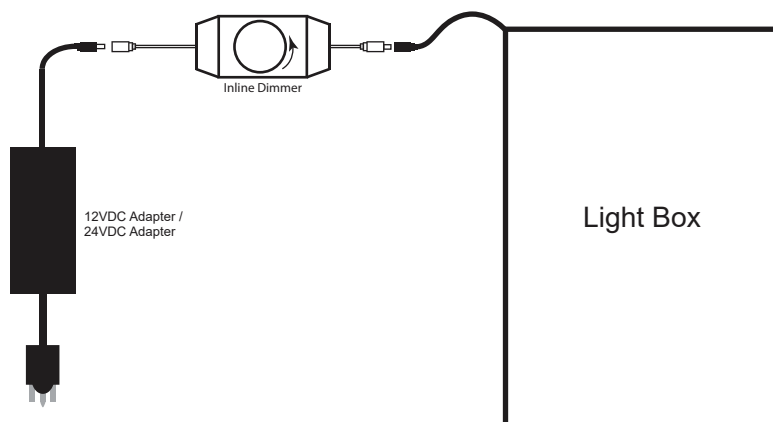
Job Number:

DIMMING OPTIONS

DIMMING OPTION 1: INLINE PLUG AND PLAY



WIRING DIAGRAM

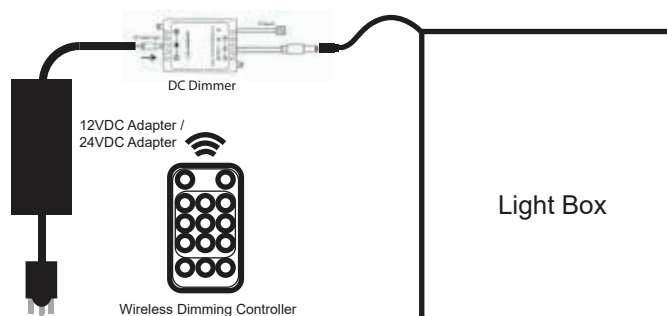


Inline Dimmer can dim any 12V/24VDC LED Light Panels from 0 to 100 percent using the Pulse Width Modulation (PWM) circuit. The knob control allows for a full intensity adjustment range. The dimmer has a maximum load of 2 amps, and has a male and female 5.5mm barrel power connector for connecting in-line with our other power supplies.

DIMMING OPTION 2: RADIO FREQUENCY(RF) REMOTE CONTROL



WIRING DIAGRAM



Warning:

1. The input voltage of this controller should follow the specifications, other high voltage will likely destroy it.
2. The 4 wires coming out of the controller must be connected correctly or a short circuit could occur.
3. Connect the wires of the controller and LED fittings per the instructions.

The **Remote Control LED Dimmer** Switch is a compact, lightweight LED dimmer that comes with a remote control so that you can enjoy total dimming.

Job Name:

Model Numbers:

Job Number:

DIMMING OPTIONS

DIMMING OPTION 3: Low-voltage Dimming



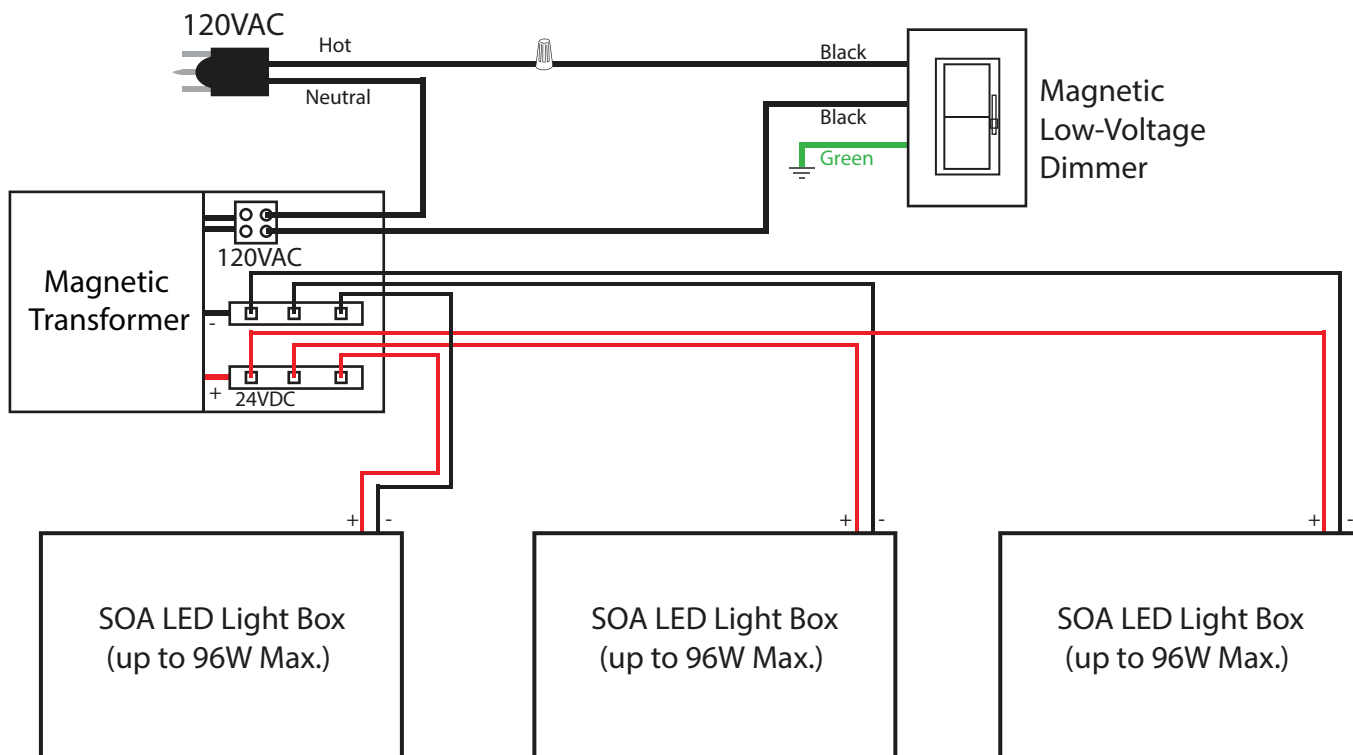
Magnetic
Low-Voltage
Dimmer



Magnetic
Transformer

KEY SYSTEM FEATURES

- Fully dimmable with most Magnetic Low-Voltage Wall Mount Dimmers
- 96W/196W/288W Dimmable Magnetic Transformer with 24VDC output
- Meets CLASS 2 output limits
- Meets all UL, cUL, ANSI/UL, CSA requirements
- Simplified wiring



Job Name:

Model Numbers:

Job Number:

DIMMING OPTIONS

DIMMING OPTION 4: 0-10V Dimming



Electronic
Power Supply



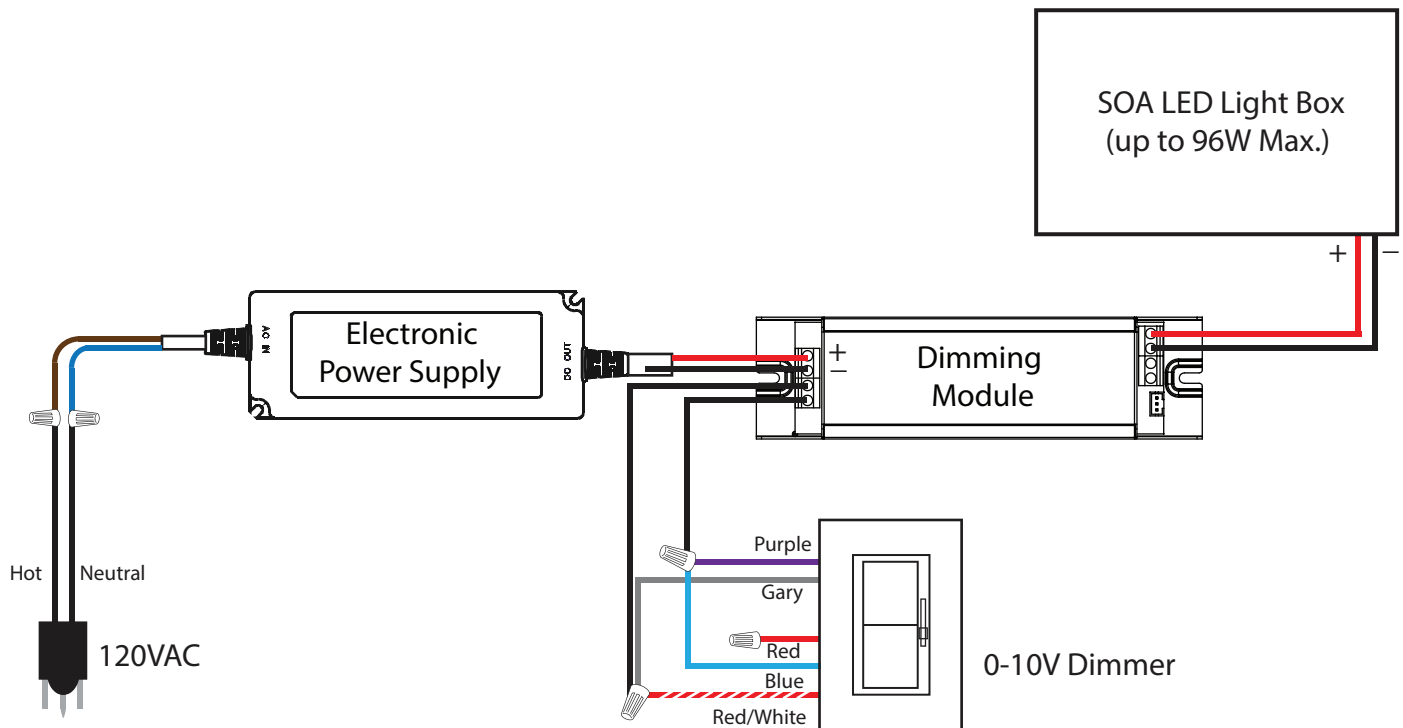
Dimming
Module



0-10V Dimmer

KEY SYSTEM FEATURES

- Utilize Pulse Width Modulation (PWM) to control LED performance
- Light-weight, low profile
- Dimming range: 0-100%
- Short circuit, overload and overheating protection
- UL and cUL recognized components
- Class 2 power unit
- Built-in active PFC function



* Various dimming modules are available, please contact project manager for more details.

Job Name:

Model Numbers:

Job Number:

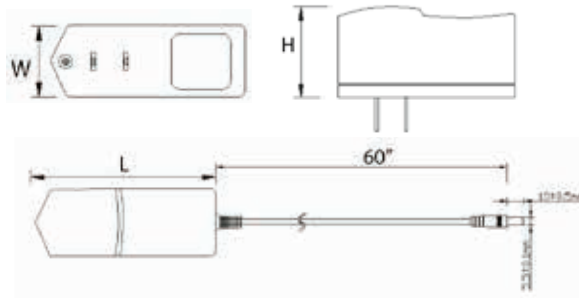
POWER SUPPLY OPTIONS

PLUG-IN POWER SUPPLY

Adapter



Class 2

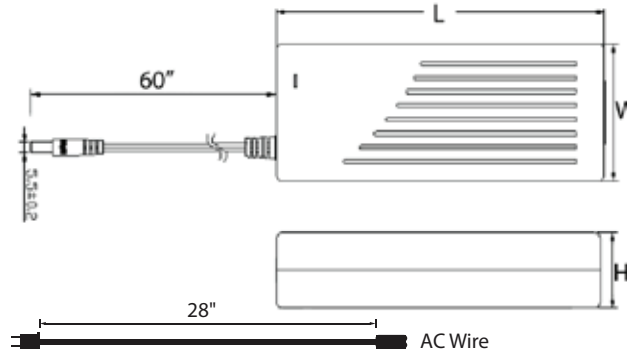


Type	Dimension (WxLxH)
12V0.5A	1.09" x 2.9" x 1.67"
12V1A	1.09" x 2.9" x 1.67"

Adapter



Class 2



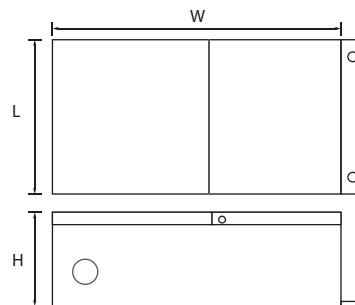
Type	Dimension (WxLxH)
12V2A	1.85" x 3.54" x 1.17"
12V3A	1.85" x 3.54" x 1.17"
12V5A	2.34" x 4.65" x 1.45"
24V1A	1.85" x 3.54" x 1.17"
24V2A	2.04" x 4.70" x 1.33"
24V3A	2.34" x 4.65" x 1.45"
24V4A	2.82" x 6.75" x 1.56"

HARDWIRE POWER SUPPLY

Magnetic Transformer



Class 2

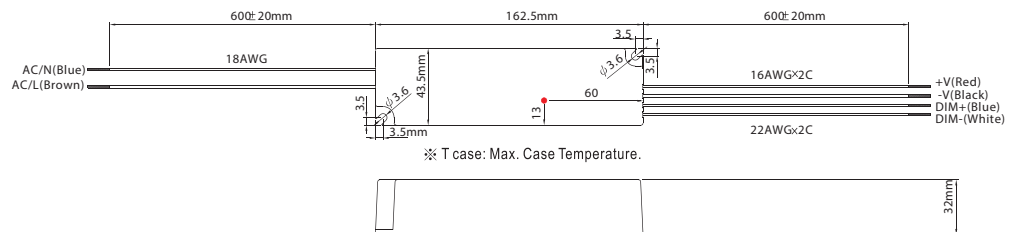


Type	Dimension (WxLxH)
24V 60W	8.5" x 3.5" x 3"
24V 96W	8.5" x 3.5" x 3"
24V 192W	14" x 8" x 5"
24V 288W	14" x 8" x 5"

Electronic LED Driver



Class 2



※ T case: Max. Case Temperature.

Job Name:

Model Numbers:

Job Number:

SOA™ LIGHT BOX PART NUMBER

EXAMPLE

E3648VNHK

SOA™ E

E

PRODUCT
LINE/PROFILE

36" X 48"

3648

DIMENSIONS
WIDTH X LENGTH

5300K

V

COLOR
TEMPERATURE
(CCT)

NON-DIFFUSED

N

NON-DIFFUSED

HARDWIRE

H

CONNECTOR

K

FRAME
COLOR

OPTIONAL



APPLICATION



OMIT IF N/A
ADD -ON OPTIONS
IN RELATIVE ORDER

PRODUCT LINE

E SOA™ E

DIMENSIONS (IN INCHES)

Based on Graphic Size. Indicate smallest number first regardless of L or W side.

LLWW LENGTH X WIDTH (VARIES)

COLOR TEMPERATURE (CCT)

W 6500K
V 5300K
Y 4100K
Z 3000K
T TRICOLOR (RGB)
C CUSTOM CCT

NON-DIFFUSED

N NON-DIFFUSED

CONNECTOR

B DC BARREL JACK
M MOLEX®
H HARDWIRE
C SPECIAL

FRAME COLOR

K BLACK
S SILVER
C CUSTOM
W WHITE

APPLICATION TYPE (OPTIONAL)

Indicate any desired options in relative order

D DOUBLE-SIDED
H HANGING
-RE RETAIL SPEC

Job Name:

Model Numbers:

Job Number: