

100 FABRIC LIGHT BOX

PROFILE Powered by LUXMESH™ Lattice Backlighting & Perimeter Technologies

SLEEK & VERSATILE

Our **Profile 100 Fabric Light Box** is a sleek & versatile marketing solution that allows for mounting and hanging with the added benefit of a profile that is slimmer than its similar larger counterparts, such as Profile 120. Profile 100 is a great ADA-compliant solution for retail stores that require a slimmer profile for reasons pertaining to liability.

- 
QUICK GRAPHICS CHANGES
- 
FRAMELESS DESIGN
- 
WALL MOUNT SEAMLESS APPLICATION
- 
HANGING
- 
OUTSTANDING BRIGHTNESS
- 
EVEN LIGHTING NO DARK SPOTS
- 
PLUG & PLAY
- 
POWER 12V / 24V
- 
80% ENERGY EFFICIENT
- 
CUSTOM SIZES
- 
CUSTOM FRAME COLORS



A versatile option with the added benefit of a SLIM profile

ASSURED QUALITY

- 
UL LISTED E340398
- 
100% QC
- 
MADE IN USA
- 
MANUFACTURER'S WARRANTY

LEDCONN


— Be the FOCUS —

-  (714) 256-2111
-  sales@ledconn.com
-  (714) 256-2118
-  301 Thor Place
Brea, CA, 92821
-  www.ledconn.com

GREAT FOR WALL MOUNTING



GREAT FOR SMALLER APPLICATIONS



APPLICATIONS

- Retail Environments
- Airports
- Museums
- Restaurants
- Corporate Offices
- Trade Show Exhibitions

MOUNTING TYPES



- Wall mount
- Hanging
 - Eyehooks
 - Aviation cable
- Custom mounting available: we can provide hardware kits for your desired application.

Contact us today at (714) 256-2111 to find out more.

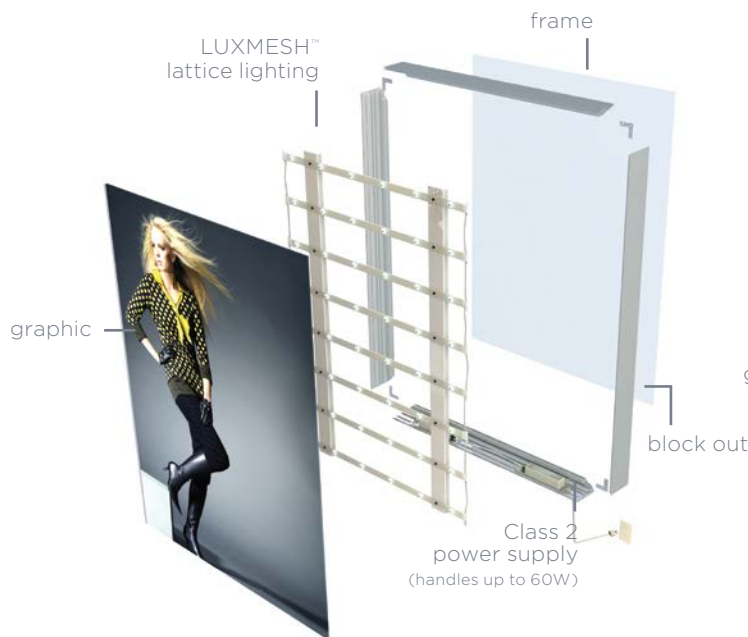
SPECIFICATION SUBMITTAL

JOB NAME / NUMBER

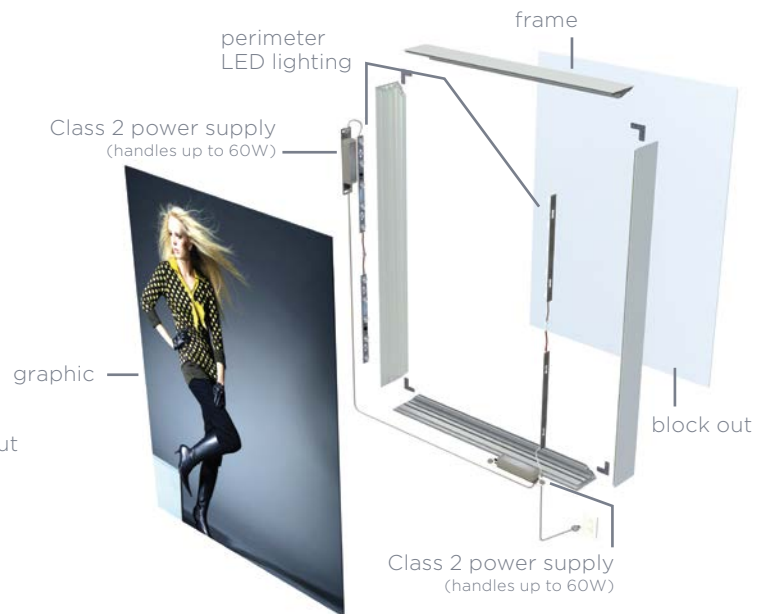
PART NUMBER

MECHANICAL

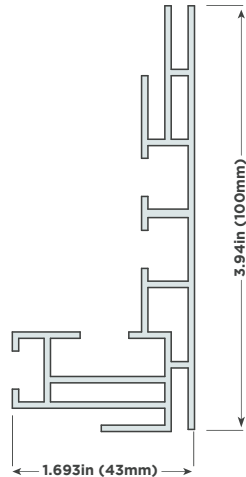
LUXMESH™ LATTICE LIGHTING



PERIMETER POWER LIGHTING



PROFILE 100
CROSS-SECTION



FRAME

Depth 4" (100mm)

Frame Size

Min. ≥ 18" x 18" (457mm x 457mm)

Max. ≤ 120" (3048mm) width x any length

Outside Dimensions Equivalent to graphic size

Orientation

Portrait Landscape

FINISH

Standard Silver anodized aluminum

Custom Color Powder coated (available upon request)

FABRIC

Graphic Size/Visual Area Equivalent to frame size

Material Type 100 % Flame-retardant polyester

Print Process Digital dye-sublimation

Installation Silicone beading (stitched edge)

Flexible PVC 0.55" x 0.098" (14mm x 2.5mm)

Diffuser Available upon request

White Fabric Blockout Included for optimal light reflection

PACKAGING

- Pre-Assembled** Individually packed, depending on size
- Ships Knocked Down (Disassembled)** For large or oversize projects



WANT A SPECIAL COLOR?

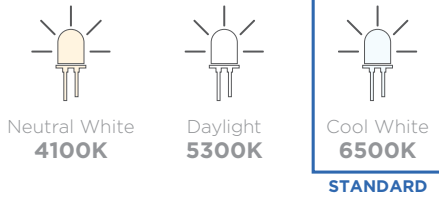
Call us for a quote today—(714) 256-2111
*Additional charges may apply.

SPECIFICATION SUBMITTAL

JOB NAME / NUMBER	PART NUMBER
-------------------	-------------

ELECTRICAL

AVAILABLE COLOR TEMPERATURES (CCT)




DAISY CHAIN FORMATION

Conveniently link multiple light boxes together



LUXMESH™ LATTICE LIGHTING



LIGHT SOURCE

Option 1: LUXMESH™ LED Lattice Lighting

Wide Beam Angle 120°

NICHIA® LED

9-inch lattice: LTS 9 @ 3.7W/pc

19-inch lattice: LTS 19 @ 7.5W/pc

38-inch lattice: LTS 38 @ 15W/pc

Option 2: Perimeter Power Lighting

CREE® LED

Power Consumption 15W per module

Easy Replacement Can be installed on-site

Life Expectancy 50,000+ hours

Standard Color Temperature (CCT) 6500K

Available Color Temperatures (CCT)

- 4100K
- 5300K
- 6500K

Operating Voltage 24Vdc

LIGHTING OPTIONS

Color-Changing RGB Provides unique colored effect

Easy Dimming Provides control of the lighting intensity

POWER SUPPLY

Remote Class 2 Power Supply Handles up to 60W

Input Voltage 100-240Vac, 50-60Hz

Universal Power Supply Available upon request

Daisy Chain Link multiple light boxes for easy, clean installation & minimal visible wiring using just one outlet.

PERIMETER LIGHTING

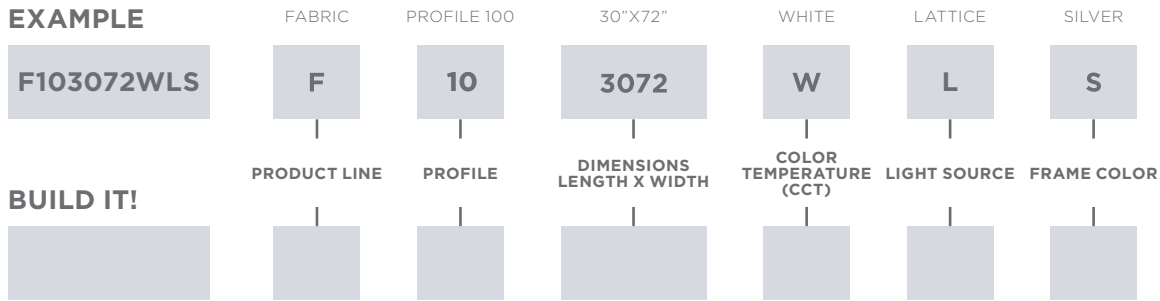


SPECIFICATION SUBMITTAL

JOB NAME / NUMBER	PART NUMBER
-------------------	-------------

PART NUMBER ORDER SHEET

EXAMPLE



PRODUCT LINE

F FABRIC LIGHT BOX

PROFILE

- 45** PROFILE 45
- 10** PROFILE 100
- 12** PROFILE 120
- 20** PROFILE 200

DIMENSIONS (INCHES)

LLWW LENGTH X WIDTH (VARIES)

COLOR TEMPERATURE (CCT)

- W** 6500K
- V** 5300K
- Y** 4100K
- Z** 3000K
- C** CUSTOM CCT

LIGHT SOURCE

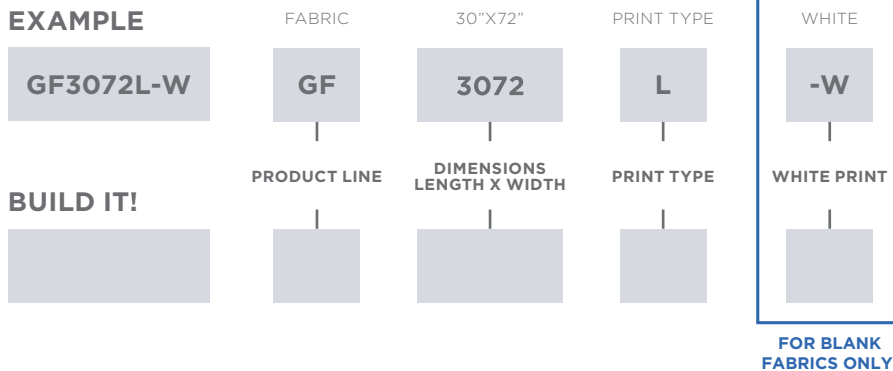
- X** LUXFIT™ LIGHT PANEL
- L** LUXMESH™ LATTICE
- P** PERIMETER POWER LIGHTING

FRAME COLOR

- S** SILVER
- K** BLACK
- C** CUSTOM COLOR

GRAPHICS PART NUMBER ORDER SHEET

EXAMPLE



PRODUCT LINE

GF FABRIC LIGHT BOX

DIMENSIONS (INCHES)

LLWW LENGTH X WIDTH (VARIES)

PRINT TYPE

- L** LUXX PRINT
- B** BLOCK OUT

PRINT/NO PRINT

- W** NO PRINT—WHITE
- Ø** PRINT—LEAVE BLANK

SPECIFICATION SUBMITTAL

JOB NAME / NUMBER	PART NUMBER
-------------------	-------------