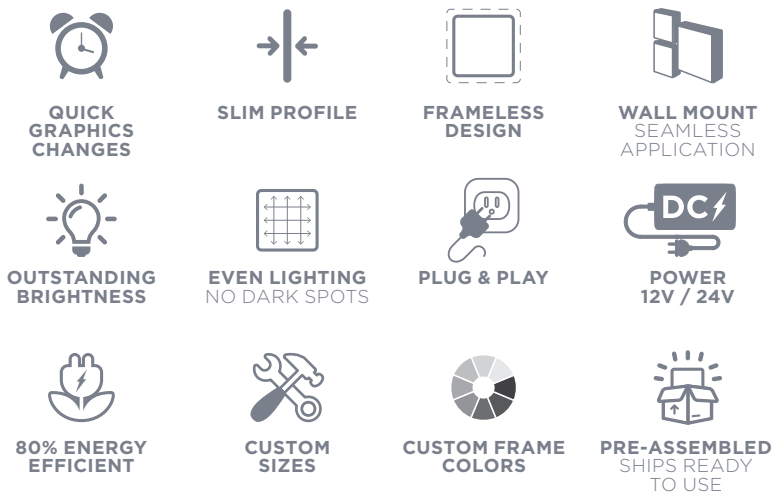


45 FABRIC LIGHT BOX

PROFILE Powered by LUXFIT™ LGP Technology

SIMPLY MAKE A STATEMENT

Our **Profile 45 Fabric Light Box** is simply the most convenient display solution featuring outstanding, evenly lit illumination and custom size options so your project won't get lost in a crowd. A long-lasting, energy-saving marketing solution that is designed for lifetime use and quick graphics changes, these light boxes are designed to save your business money, time, and energy while helping to increase revenue through increased market awareness.



Compatible with LUXFIT™ LED Edge-Lit Light Panels

ASSURED QUALITY



LEDCONN

— Be the FOCUS —

-  (714) 256-2111
-  sales@ledconn.com
-  (714) 256-2118
-  301 Thor Place
Brea, CA, 92821
-  www.ledconn.com



DAVID YURMAN

APPLICATIONS

- Retail Environments
- Airports
- Museums
- Restaurants
- Corporate Offices
- Trade Show Exhibitions

MOUNTING TYPES



- Wall mount
- Custom mounting available: hardware kit available for your desired application.


Contact us today at (714) 256-2111 to find out more.

SPECIFICATION SUBMITTAL

JOB NAME / NUMBER	PART NUMBER
-------------------	-------------

MECHANICAL

STRUCTURE



PROFILE 45

CROSS-SECTION

FRAME

Depth 1.77" (45mm)

Frame Size

Min. ≥ 12" x 12" (305mm x 305mm)

Max. ≤ 60" x 120" (1524mm x 3048mm)

Outside Dimensions Equivalent to graphic size

Orientation

- Portrait
- Landscape

FINISH

Standard Silver anodized aluminum

Custom Color Powder coated (available upon request)

FABRIC

Graphic Size/Visual Area Equivalent to frame size

Material Type 100 % Flame-retardant polyester

Print Process Digital dye-sublimation

Installation Silicone beading (stitched edge)

Flexible PVC 0.55" x 0.098" (14mm x 2.5mm)

Diffuser Available upon request

PACKAGING

- Pre-Assembled** Individually packed
- Crated** For large & oversize shipments



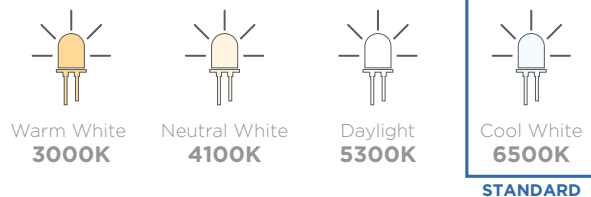
WANT A SPECIAL COLOR?

Call us for a quote today—(714) 256-2111

*Additional charges may apply.

ELECTRICAL

AVAILABLE COLOR TEMPERATURES (CCT)



LIGHTING

Light Source LUXFIT™ LED Edge-Lit Light Panel

Standard Color Temperature (CCT) 6500K

Available Color Temperatures (CCT) 3000K-6500K

Operating Voltage

- 12Vdc
- 24Vdc

LIGHTING OPTIONS

Color-Changing RGB Provides unique colored effect

Easy Dimming Provides control of the lighting intensity

POWER SUPPLY

Remote Class 2 Power Supply

Input Voltage 100-240Vac, 50-60Hz

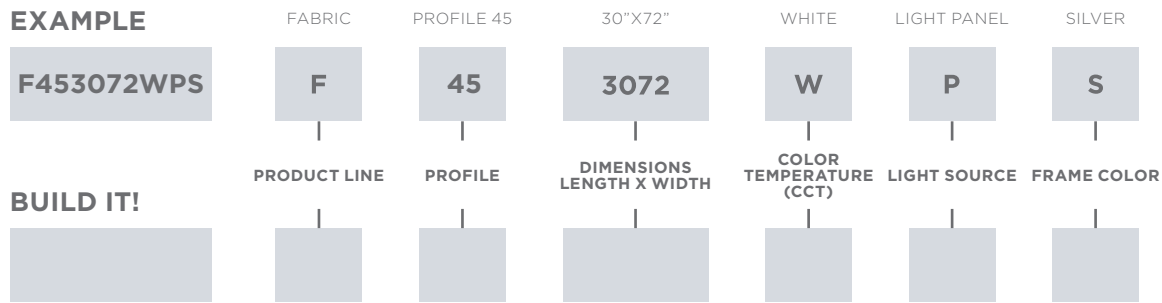
Universal Power Supply Available upon request

SPECIFICATION SUBMITTAL

JOB NAME / NUMBER	PART NUMBER
-------------------	-------------

PART NUMBER ORDER SHEET

EXAMPLE



PRODUCT LINE

F FABRIC LIGHT BOX

PROFILE

- 45** PROFILE 45
- 10** PROFILE 100
- 12** PROFILE 120
- 20** PROFILE 200

DIMENSIONS (INCHES)

LLWW LENGTH X WIDTH (VARIES)

COLOR TEMPERATURE (CCT)

- W** 6500K
- V** 5300K
- Y** 4100K
- Z** 3000K
- C** CUSTOM CCT

LIGHT SOURCE

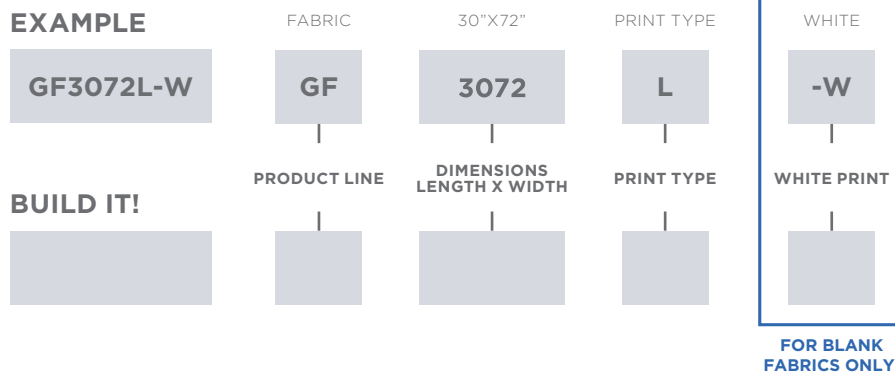
- X** LUXFIT™ LIGHT PANEL
- L** LUXMESH™ LATTICE
- P** PERIMETER POWER LIGHTING

FRAME COLOR

- S** SILVER
- K** BLACK
- C** CUSTOM COLOR

GRAPHICS PART NUMBER ORDER SHEET

EXAMPLE



PRODUCT LINE

GF FABRIC LIGHT BOX

DIMENSIONS (INCHES)

LLWW LENGTH X WIDTH (VARIES)

PRINT TYPE

- L** LUXX PRINT
- B** BLOCK OUT

PRINT/NO PRINT

- W** NO PRINT—WHITE
- Ø** PRINT—LEAVE BLANK

SPECIFICATION SUBMITTAL

JOB NAME / NUMBER	PART NUMBER
-------------------	-------------